

Welcome to ...



**KINDNESS, KINDNESS, KINDNESS!**

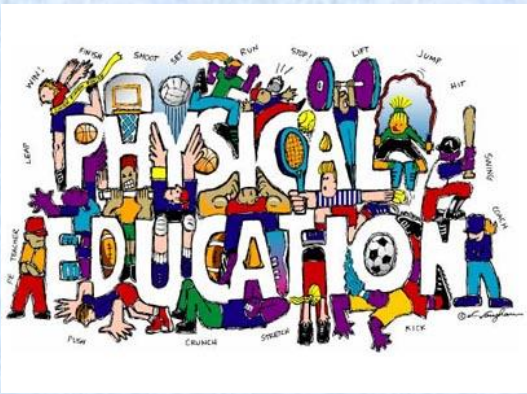
**THINK- use common sense!**



# BIG YEAR!

“BE THE BEST THAT YOU CAN BE!”

- Stepping up! Being responsible and reliable.
- Finding out about themselves- WANTING TO LEARN ... FOR THEM. What interests them? What do they find easy? What do they find hard? How do they learn BEST? Which ways help THEM learn/ revise?
- Transition to Secondary School.
- SATS- in MAY. More information to follow!



# Routines

- PE on Thursday and Friday.
- Mrs Rawnson
- Mrs Longhurst as TA all week. Covering class on Wednesday afternoon and Friday afternoon.

## Winterbourne Earls Weekly Planning- 2025- 2026 Year 6

NB: We can be FLEXIBLE in when we teach each subject but this is an IDEA of what we try and do.

Any sessions shaded yellow is when Mrs Longhurst will be teaching and Mrs Rawnsion is out on Leadership or Preparation time.

	EMA 8.45-9.15	Session 1 9.15-10.15	Session 2 10.15-10.30	BREAK 10.30-10.45am	10.45- 11.00	Session 3 11.00-12.10	LUNCH	1-1.30	Session 4 1.30-2.15	Session 5 2.15- 2.45	Session 6 2.45-3.20	
Mon	Maths mat  RTM/ Pre- teach	English	Homework		Spelling	Maths		SCIENCE			Reading	
Tues	Grammar Mat  RTM/ pre- teach/ post teach	English	Reading			Maths		GEOGRAPHY/ HISTORY			Reading	
Wed	Reading  RTM/ pre- teach/ post- teach/edit	English	Grammar			Maths		RE		ICT		Reading
Thurs	Spelling+  RTM/ pre- teach/ post- teach/edit	English	Class Worship			Maths		Music	PSHE	PE (1 hr)	Reading	
Fri	Current Affairs Picture News/ Newsround	English	READING			Maths		PE (1 hr)			French	Celebration Worship

ART/DT taught as blocked sessions/ days

**RTM= respond to marking.** Pupils are expected to reflect on their learning, edit, give and receive feedback and act on the feedback given.

**Pre-teach= Our interventions.** We have small groups of 1:1 preparation BEFORE the main input of the day. Any pupil might be involved in these as and when they need them.

**Post-teach= Our interventions.** We have small groups or 1:1 work when pupils haven't mastered something in the lesson and need some consolidation. Any pupil might be involved in these as and when they need them.

# Information for Sycamore Class

## Welcome to Sycamore Class

I am really looking forward to this year and I hope that your child is looking forward to it too! This page includes information which you may find useful as your child starts Year 6. **I will be holding a meeting on Thursday 11<sup>th</sup> September 2.45pm. PLEASE TRY TO ATTEND as this will include vital information including about Braeside.**

## Meet the Team!

The Year 6 team this year is:

Mrs Rawson (Class Teacher)

Mrs Longhurst (Teaching Assistant)

Year 6 is a FANTASTIC year for your child- it has many challenges (eg learning to master a curriculum, learning about how to show the best of themselves in a test situation, falling out with and making up with friends).

Challenges help us grow and the DISCUSSION WITH the child about what has gone wrong and how THEY can fix it is invaluable! If your child has NO problems/ difficult moments this year, they will not have 'grown' as a person as much as they could have! This being said, it is important that we GUIDE and support these youngsters as they turn into teenagers! Let me know if there are ANY issues that I should know about BEFORE

## Growing up... becoming more independent!

Much as it probably only seems like yesterday that your child started school, they are in a pivotal year. Here they can practise being independent and make organisation errors in a relatively controlled environment. We will be expecting them to take responsibility for informing you on things (don't worry, important things will appear in letters etc) but I would like them to take ownership of their own learning this year! Small requests I will make directly to the children (eg bringing in photos) and it is up to them to remember.

## Communication

On our class webpage, you will find information regarding upcoming events, photos and activities we have been doing in class.

Important information will be emailed out or via the school's app. Please make sure that you have it downloaded.

My email address is:

[hrawson@winterbourneearls.wilts.sch.uk](mailto:hrawson@winterbourneearls.wilts.sch.uk)

## Homework (I prefer to call it 'Home Learning')

Whatever it is called this is always a headache! For some of you, too much will be set, for others too little. Some will like the children having formal 'worksheets' that can just be completed, others of you will prefer tasks that involve more creativity and imagination. Very few children will actually ENJOY homework, however being able to 'knuckle down and

# Pencil Cases

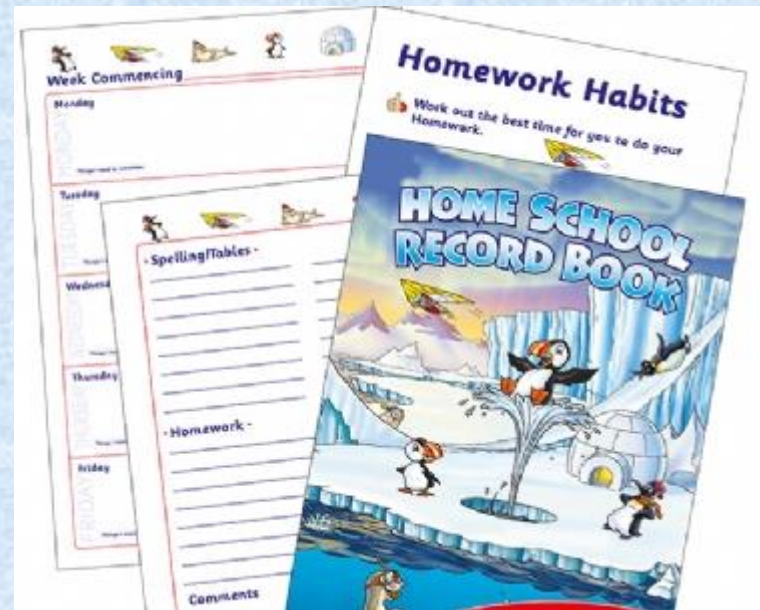
**Pencil cases-** in preparation for secondary school, children need to bring in a pencil case with appropriate stationery. **EVERYTHING MUST BE LABELLED** so that there is no confusion of which items belong to them.

The pencil case needs to include:

- Pencil (mechanical pencils are good for precision in maths)
  - A ruler
  - A rubber
  - A sharpener
  - A blue **and** black handwriting type pen. Rollerball not biro please. Frixion rollerballs are brilliant as the children like to rub out any mistakes
  - A glue stick (these tend to run out fairly quickly)
  - A small pair of scissors- suitable for children at school please
  - A few highlighters.
  - A small collection of colouring pencils
  - A small collection of colouring pens. (These last two could be in a different pencil case if wanted)
- Many shops sell good, cheap stationery options eg. The Works, B&M Bargains and Tesco's.

# Home school books

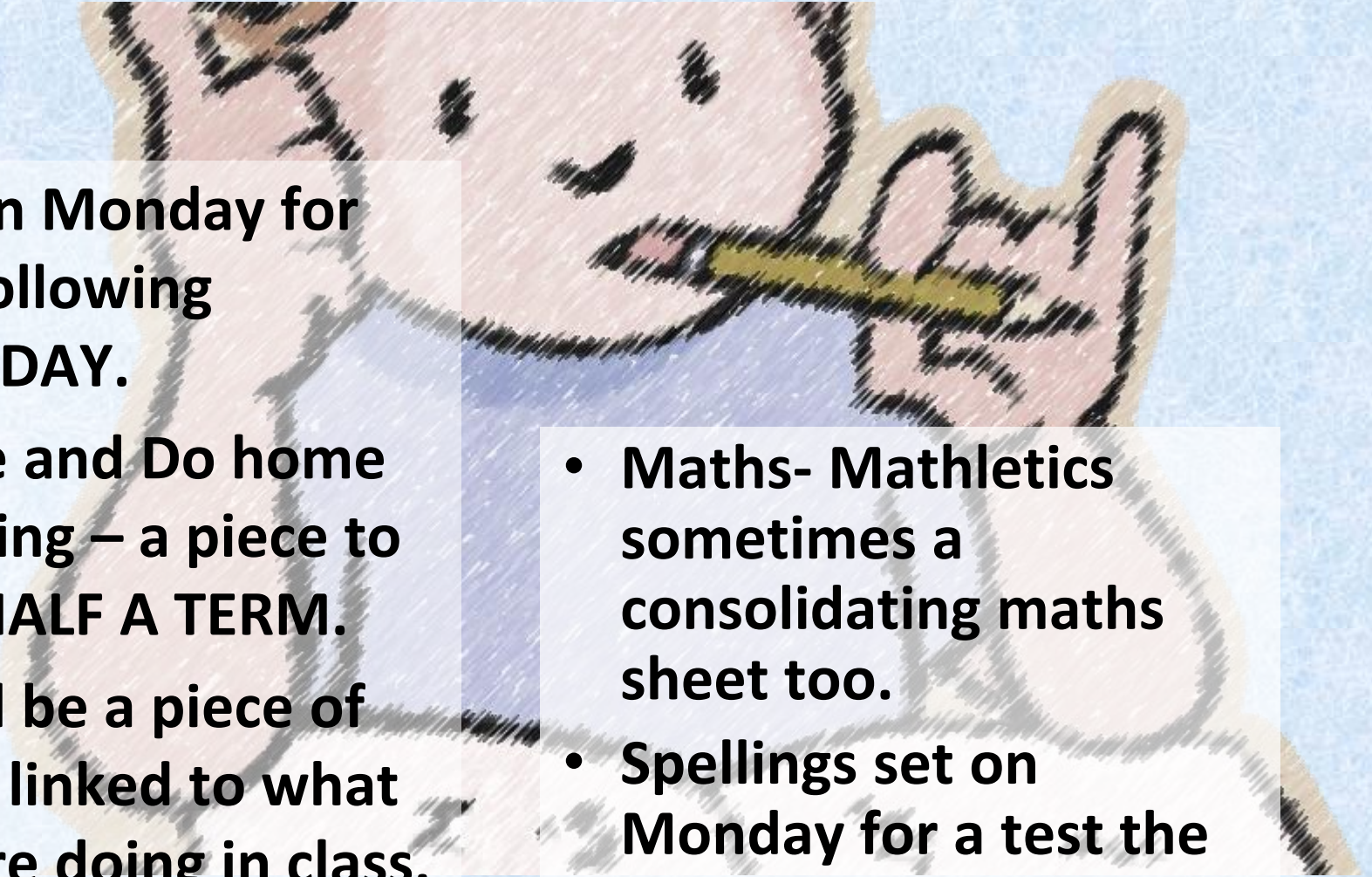
- Brief notes from the day
- Key words/ ideas/ errors/methods /Things to remember!
- Spellings from English books
- Communication between home and school



# Home learning!

- **Set on Monday for the following MONDAY.**
- **Make and Do home learning – a piece to last HALF A TERM.**
- **It will be a piece of work linked to what we are doing in class.**

- **Maths- Mathletics sometimes a consolidating maths sheet too.**
- **Spellings set on Monday for a test the FOLLOWING Monday**



# READING

- Encourage your child to read EVERYDAY!
- Get them to LISTEN to books.



Two skills required:

**Fluency of reading** (being able to do the mechanics of reading)

**Comprehension** (understanding WHAT they are reading).



## Dear Parents/ Carers,

As I am sure you are aware, as well as being an enjoyable pastime, reading impacts hugely on children's writing ability and general learning. We encourage children to read as much as possible, both at home and in school. To assist with the difficult task of choosing a new book I have put together a suggested reading list. Whilst the children have access to a variety of books within the classroom, I am aware of the fact that not all of the below titles are available to the children in school.

Please be aware that due to the current situation, our school library will not be open in September.

**Please think about your child carefully as you select a book. In Year 6 many of the suggested books may be too scary for some- they may have a particular worry and so DO NOT give them a book with that issue!** With this in mind I have given a brief summary of the book and have split them into genres. There are of course THOUSANDS of other brilliant books for the children to read. This list is just some suggestions if you need it!

Mrs Rawnsion




## Humour



### David Walliams Collection

The Boy in the Dress is a story all about a boy who doesn't fit in. When he tries on a dress, his life changes. But should he keep this a secret? Mr Stink follows and this is a book about a stinky tramp who has a surprising past. Billionaire Boy is about how money can't buy you everything, especially friends; while Ratburger follows Zoe as she tries to keep her beloved rat safe from Burt of Burt's Burgers; Demon Dentist is jaw-achingly funny; and Awful Auntie finds Stella Saxby battling her aunt for her rightful inheritance of Saxby Hall.



### Eddie Dickens Trilogy – Philip Ardagh

#### Awful End

When both of Eddie Dickens's parents catch a disease that makes them turn yellow, go a bit crinkly round the edges and smell of hot water bottles, it's agreed he should go and stay with relatives at their house Awful End. Unfortunately for Eddie, those relatives are Mad Uncle Jack and Even-Madder Aunt Maud, and it doesn't look as if the three of them are ever going to reach their destination ...

#### DREADFUL ACTS

Eddie Dickens narrowly avoids an explosion, a hot-air balloon and arrest, only to find himself falling head-over-heels for a girl with a face like a camel's, and into the hands of a murderous

# Apply for your child's secondary school place

You can apply for your child's secondary school place NOW but the applications CLOSE on 31st OCTOBER! DO not miss it- otherwise country often choose the school for you. **EVEN IF YOUR CHILD HAS SAT THE 11+ AND YOU ARE HOPING FOR A GRAMMAR SCHOOL PLACE YOU MUST STILL APPLY!**

Information about applying  
<https://www.wiltshire.gov.uk/schools-learning-admissions-applying>

The portal to apply  
<https://parentportal.wiltshire.gov.uk/web/portal/pages/home>

# BRAESIDE

Monday 6<sup>th</sup> October- Friday 10<sup>th</sup>  
October

[www.braeside-education.co.uk](http://www.braeside-education.co.uk)



# Monday

Arrive at school at normal time or just before exact time to be confirmed. Bring all luggage AND PACKED LUNCH FOR THE DAY.

10.30 arrive at Braeside drop luggage

Half the class do canoeing the other half do climbing wall and Leap of Faith

Lunch/ continue/ freetime to settle in/ Dinner/ Orienteering around the grounds.



# TUESDAY

8.15 am Breakfast

SURVIVAL DAY!



(Build shelters, make a campfire, cook their own lunch)

(SHOP-Bring NO MORE than £5)

6pm- dinner

Evening Activity- NIGHTLINE



# Wednesday

8.15am Breakfast

ROUNDWAY DOWN WALK

(picnic lunch)

6pm Dinner

TEAM TECHNOLOGY CHALLENGE



# THURSDAY



- 8.15 am Breakfast  
**FOOD FOR THOUGHT**

(Market/ Make + Eat own lunch/ Evaluate!

## **ROPES COURSE/ PROBLEM SOLVING**

6pm Dinner

## **CAMPFIRE!**

- Children provide entertainment.



# FRIDAY

- STRIP BEDS
- 8.15am Breakfast
- Vacate rooms



## LEAP OF FAITH/ CLIMBING WALL CANOEING



1pm- Leave for home

2.30 pm – BACK AT SCHOOL can be collected then

# Kit list

## Outdoor kit and Equipment for Braeside

- 4 or 5 changes of clothing-lightweight trousers and T shirts
- Warm fleece/ jumper/hoodie
- Plimsolls or old trainers TO GET WET plus EXTRA towel for canoeing
- Waterproof coats (AT LEAST 2 INCASE ONE GETS WET)
- Comfortable walking boots or shoes (CHILDREN WILL NEED 2 PAIRS OF FOOTWEAR – One for getting wet (plimsolls etc) one for walking etc in)
- Hat/ gloves and scarf
- Trainers for round the grounds
- Slippers/flip flops/indoor shoes- basically a pair of shoes that can be used inside!
- Underwear
- Pyjamas/ Dressing gown/ onesie
- Washbag- soap, shampoo, toothbrush, hairbrush/comb
- A small rucksack big enough for LUNCHBOX waterproof and drinks bottle
- A large plastic bag/bin liner to take home damp/dirty clothes
- Torch
- Plastic LUNCH BOX (lunches will get put into a large kit bag so will get squashed so needs to be BOX)
- Water bottle
- Pen, pencil and rubber

## Extras- recommendations

- Packs of cards
- Board games
- Books/magazines
- Teddies
- Small amount of pocket money (£5 or less in a NAMED envelope)
- Cheap camera

## The following items are NOT permitted

- MP3 players/ipods
- Mobile phones
- PSP/Nintendo DS
- Expensive camera
- 
- All kit needs to be in a case or ruck sack that can be carried easily – a wheeled case is excellent (but not essential)

# Behaviour

~~WELCOME TO THE TRIP~~

To ensure that our trip is wonderful and that we ALL enjoy it, here are rules that you MUST agree to follow.



Rule	I agree (tick if you do)
I will LISTEN to people when they are talking.	
I will follow EVERY instruction given by the adults.	
I will show respect to others and their property.	
I will let other people enjoy the trip.	
I will let people in my room go to sleep.	
I will use COMMON SENSE at all times to THINK about what would be a sensible thing to do.	
I will make sure that I think about safety at all times.	
I will treat everyone with kindness.	
IF I am allowed to have free time, I WILL be aware that it can be taken away if I make wrong choices.	



Here are the consequences if these rules are not followed. They do not automatically follow down the list, if the behaviour is really bad the consequences can jump to number 4 if required.

CONSEQUENCES
1) Time out from an activity.
2) Free time taken away.
3) Moved out of your room into a room by yourself.
4) Parents called and asked to take you home.

I sign this to show that I have read, discussed and understood all of the rules and consequences.

\_\_\_\_\_ (Pupil Sign) \_\_\_\_\_ (Pupil's name)

My parents have signed it to show that they understand and agree to these rules and course of action too.

\_\_\_\_\_ (Parent's Signature) \_\_\_\_\_ (Printed name)

# Forms to return by Thursday 18<sup>th</sup> September please so that I can prepare properly.

## Year 6 Braeside Trip

### Medical Information / Emergency Contact

Child's name.....

Parent's name.....

Address.....

.....

Home telephone number : .....

Mobile telephone number: .....

Name and telephone number for second emergency contact:

.....

Please note down any other emergency contact details during trip:

.....

#### **Health details**

Does your child have any allergies? Please give details:

**Any Questions...**  
**Just Ask!**

